

## ***SESSION PLANNER AND REPRINT GUIDE***



# ***Seniors***

# ***Class of 2023***

# Welcome

A professional senior portrait session will help you capture your special personality, unique attributes, and bring your playful persona to life.

Sessions take place in our studio, on our one acre outdoor studio, or your favorite location.

Add in some favorite clothes, a special prop or two, and maybe even the family pet, and you've got a great session—and amazing pictures — you'll love forever.



## Why Go With A Pro?

With the recent explosion of the digital camera market even smart phones that take amazing photos, why should you go with a pro?

A smart camera does not make a smart photographer.

Just because your friend, co-worker, or relative may have a high-speed, high-quality digital camera, does not mean he/she is an amazing photographer. While good “over-the-counter” equipment does help the average consumer up their

photography game, a professional photographer brings an artistic vision, approach and creative eye that can't be bought at the electronics store!

# THE PROCESS

**PRE PLANNING** This is definitely one of the most fun parts of the process. Check our website or Facebook page for inspiration on poses, props, and general styling. Start thinking about your style and what you are looking for in your session.

**PICK YOUR SITTING OPTION** Once you have determined what style you want, it is time to pick your sitting option. See sitting options below.

**SCHEDULE YOUR SITTING** If your school is contracted with us, your appointment will be scheduled for you. Otherwise, you can schedule either by calling or emailing the studio.

**THE SHOOT** The day is finally here!! Have **FUN** and **RELAX** and you'll naturally take better photos!

**POST PRECESSING** We will color correct your images, crop, check for highlights and shadows, and do a bit of "pretouching".

**PREVIEW PICK UP** When your previews are ready, we'll schedule a time for a photo preview session and discuss your previews and ordering procedures.

**ORDERING APPOINTMENT** When you are ready to order, call the studio to schedule a time for your ordering appointment so you have our undivided attention. A 75 % deposit of your total order is required at this time.

**Sitting Options** - Use the guide below to pick your sitting session

TYPE OF SITTING	COMBO	CLASSIC	MINI	FORMAL
AMOUNT OF TIME	2 hours	90 minutes	40 minutes	20 minutes
NUMBER OF OUTFITS	4 plus formal	3 plus formal	1 plus formal	Formal Outfit
TOTAL PREVIEWS	up to 30	up to 20	up to 10	up to 6
GENERAL SITTING DESCRIPTION	This sitting will include indoor, outdoor, and 1 special effect	This sitting will include indoor and outdoor	This sitting will include indoor and outdoor	This sitting will include yearbook formal and cap & gown
PROPS	Props are REQUIRED	Props are ENCOURAGED	Props are ENCOURAGED	Not Available
SITTING COST	\$170.00	\$130.00	\$55.00	\$25.00
ADD ONS	LOCATION	\$75.00	\$75.00	Not Available
	WEB HOST	\$35.00	\$35.00	\$35.00
		\$35.00	\$35.00	\$25.00

Location Sitting must be within 15 miles of studio. Outside of 15 miles, add \$25/10miles



# GETTING READY

Here are some helpful tips to make your photo session successful

If you wear **MAKE-UP**, apply it as you normally would.

If you are a diehard natural, and normally do not wear a bit of make-up, we do suggest a **MINIMUM** of gloss on the lips and a little mascara. Retouching can be provided on your finished prints, but to make your previews look their best, coverage of any blemishes is recommended.

**FACIAL SHINE** is something we cannot retouch. The studio will have translucent powder to help you with this problem.

It is a good possibility that your **HANDS** will be in some photographs, make sure your nails are neatly done.

**AVOID SUNBURNS!!**  
We all love the sun, but stay out of it a few days prior to your session. A little color is always attractive but don't overdo it. We cannot change the redness of a burn by digital artwork.

**WRINKLES SHOW!** Make sure your clothes are neatly pressed.

Avoid a **BRAND NEW HAIR-STYLE OR CUT**. You won't look like you. Hair that is cut usually looks best approximately one week from time of cut.

This is especially important in the summer when a fresh cut may reveal untanned skin. Please have your hair ready when you arrive at the studio so only a quick touch up is necessary.

We have the miracle of digitally retouching. If you wake up the morning of your session with a brand new blemish (which is inevitable) don't worry. We have the ability to return your complexion to peaches and cream in the final photographs. Retouching is **FACIAL ONLY**, so your hair and clothing should be exactly as you want them to appear.

**If you wear glasses:** Glasses cause distortion to your facial features. There may also be glare from the photographic lights. Any tint to your glasses will darken under photographic lights. It is vital that you do one of three things:

- 1) Ask your eye doctor to loan you a pair of frames like your own. Most doctors will be happy to do this.
- 2) Remove your lenses and then replace them after the session.
- 3) Try some images with and some without your glasses.

# TIPS FOR CHOOSING YOUR CLOTHING

## WHAT DO I WEAR?

While the “super oversized” clothing are very much in style, they are not very flattering photographs.

On the other hand, anything too tight may confine you and may even make you look uncomfortable.

Color is one of your most important decisions.

**CHOOSE COLORS THAT ARE COMPLIMENTARY** to your skin tone.

**CHOOSING THE RIGHT NECKLINE** is also important. If you have a slightly longer neck, you should choose a higher neckline such as a turtleneck. If you have a shorter neck, choose a v-neck or crew.

**MAKE SURE YOU CANNOT SEE THROUGH YOUR SHIRT.** Girls pay attention to the color of your bra, sports bra, camisoles, etc.

If you want to appear as slim as you are -

**AVOID HORIZONTAL STRIPES**

**SLEEVELESS CLOTHING IS NOT RECOMMENDED**, it makes arms appear larger than they are. Long sleeve clothing is the best choice.

**SWEATERS PHOTOGRAPH WELL** all year long. We keep our studio temperature comfortable all year round, so don't hesitate to choose a sweater just because it is warm outside.

## DRESS FROM HEAD TO TOE!!

Remember all the accessories that you will need to complete your outfit. Socks, belts, shoes, and jewelry are some of the most commonly forgotten items.

**Reminder to guys -** when wearing shirts, ties, and jacket - **DO NOT WEAR SHORTS!** Wear long pants that are compatible with your suit.

**Reminder to girls -** necklaces are the most commonly forgotten item.

**MIX IT UP** - Please mix up your outfits. Do Not bring outfits that are the same style. This will make your images repetitive.

If you cannot decide which outfits to wear, feel free to bring along additional choices and we will help you decide which will photograph the best.

# REPRINT PACKAGES

J K Images offers package pricing for you to save!!!  
Individual Print Prices available at time of ordering.



## WRAP SPECIAL


This package will show off your wall portraits in a contemporary style with 3 photo wraps. The package includes:

- (1) 16x20 Canvas Wrap -
  - (2) 8x10 Canvas Wraps - (4) 5x7's -
  - (1) 48 Wallet Special
- Wrap Special - \$545.00

## DELUXE SPECIAL

This package is the ultimate in reprints and includes the following: (1) 16x20 - (4) 8x10's - (4) 5x7's - (1) 48 Wallet Special

Deluxe Special - \$465.00



## SENIOR SPECIAL

Designed with Seniors in mind this package includes: (1) 8x10 or 10x10 Collage - (2) 8x10's - (4) 5x7's - (1) 48 Wallet Special

Senior Special - \$345.00

## PARENTS SPECIAL

Designed with Parents in mind this package includes: (1) 11x14 - (2) 8x10's - (4) 5x7's - (1) 48 Wallet Special

Parents Special - \$325.00





## PACKAGE GUIDELINES

You can use any combination of 5 previews.  
The 48 Wallet Special must be from same preview.  
If you choose to split the wallets into (2) 24's - add \$15.00




# GOT PROPS - BRING'EM



# BRING Your Family

Since the start of the Covid pandemic, we realized how important our families are. We are continuing this summer with offering a few family poses with any of our Combo, Classic or Mini Senior Sitzings. Offer must be taken day of senior sitting.



## DIRECTIONS

### FROM ROUTE 30

Turn north onto Roosevelt Ave.  
right turn if heading west,  
left turn if heading east  
Follow Roosevelt Ave. for 1.3  
miles J K Images will be on  
left side

### FROM CHURCH ROAD

Turn south onto Roosevelt Ave.  
Follow Roosevelt Ave for 1/4 mile  
J K Images will be on right side

Look for J K Images sign  
out front

## CONTACT Us

2096 Roosevelt Ave.  
York, PA 17408  
717-767-4517

email:  
[jkimages@comcast.net](mailto:jkimages@comcast.net)

web:  
[www.jkimagespgc.com](http://www.jkimagespgc.com)